




LIFT-TRAGO®-30 / -60 lift hoist control cable, pendal length 30m resp. 60m



HELUKABEL LIFT-TRAGO-30 24G1 QMM / 25262 300/500 V 001042765 



HELUKABEL LIFT-TRAGO-60 24G1 QMM / 25266 300/500 V 001042767 

Technical data

- Lift hoist control cables with strain bearing element to IEC 60227-6 edition 2001-06 and adapted to DIN VDE 0285-525-2-51 / DIN EN 50525-2-51
- **Temperature range**
flexing -5°C to +50°C
fixed installation -40°C to +70°C
- **Max. conductor temperature**
under load +70°C
circuit conditions +150°C
- **Nominal voltage**
U₀/U 300/500 V
- **Test voltage** 3000 V
- **Breakdown voltage**
min. 6000 V
- **Minimum bending radius**
20x cable Ø
- **Insulation resistance**
min. 20 MOhm x km
- **Radiation resistance**
up to 80x10⁶ cJ/kg (up to 80 Mrad)

Cable structure

- Bare copper-conductor, to DIN VDE 0295 cl.5, fine-wire, BS 6360 cl.5, IEC 60228 cl.5
- Core insulation of special PVC compound type T12 to DIN VDE 0207-363-3 / DIN EN 50363-3
- Core identification to DIN VDE 0293 black cores with continuous white numbering
- GN-YE conductor in the outer layer
- Cores stranded with optimal lay-length acc. to the number of cores in one or two layers, over a central Suspension strand of textile.
LIFT-TRAGO®-30 - Fleece wrapping
LIFT-TRAGO®-60 - Support braiding of textile suspension strands
- Outer sheath of special PVC compound type TM2 to DIN VDE 0207-363-4-1/DIN EN 50363-4-1
- Colour black (RAL 9005)

Properties

- Extensively oil resistant
Chemical Resistance - see table Technical Informations
- The materials used in manufacture are cadmium-free and contain no silicone and free from substances harmful to the wetting properties of lacquers

Tests

- PVC self-extinguishing and flame retardant acc. to DIN VDE 0482-332-1-2, DIN EN 60332-1-2/IEC 60332-1 (equivalent DIN VDE 0472 part 804 test method B)

Note


- G = with green-yellow conductor
- AWG sizes are approximate equivalent values. The actual cross-section is in mm².
- Cable for pendal length 60 m and above available on request.

Application

These cables are used as control or feeder cables in lifts and hoists.

- 30 m pendal length - LIFT-TRAGO®-30
- 60 m pendal length - LIFT-TRAGO®-60

Suspension height for medium mechanical stresses in dry and moist rooms.

 The product is conformed with the EC Low-Voltage Directive 2006/95/EC.

LIFT-TRAGO®-30

Part no.	No. cores x cross-sec. mm ²	Outer Ø app. mm	Cop. weight kg / km	Weight app. kg / km	Support core	Pendal length max. m	AWG-No.
25259	7 G 1	11,5	67,0	170,0	Textile	30	18
25260	12 G 1	15,7	115,0	325,0	Textile	30	18
25261	18 G 1	16,1	173,0	390,0	Textile	30	18
25262	24 G 1	19,2	230,0	530,0	Textile	30	18

LIFT-TRAGO®-60

Part no.	No. cores x cross-sec. mm ²	Outer Ø app. mm	Cop. weight kg / km	Weight app. kg / km	Support core	Pendal length max. m	AWG-No.
25263	7 G 1	12,3	67,0	185,0	Textile	60	18
25264	12 G 1	16,2	115,0	335,0	Textile	60	18
25265	18 G 1	16,7	173,0	400,0	Textile	60	18
25266	24 G 1	19,8	230,0	540,0	Textile	60	18
25267	30 G 1	22,5	288,0	690,0	Textile	60	18
25268	36 G 1	28,2	346,0	930,0	Steel	60	18

Dimensions and specifications may be changed without prior notice. (RF01)